

640931-2 ✓ ACTIVE

FASTON | FASTON 110

TE Internal #: 640931-2

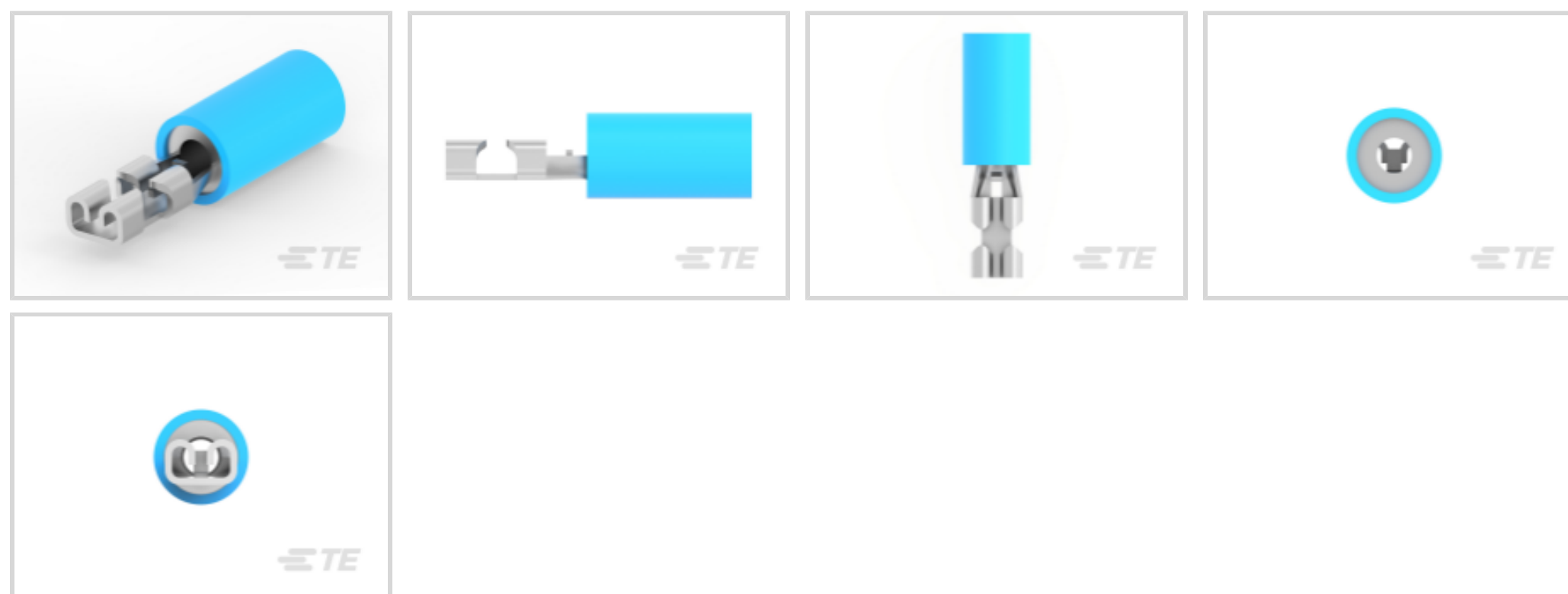
Quick Disconnects, Receptacle, 16 – 14 AWG Wire Size, 1.04 – 2.62

mm² Wire Size, 2050 – 5180 CMA Wire Size, FASTON 110

[View on TE.com >](#)



Terminals & Splices > Quick Disconnects



Quick Disconnect Terminal Type: **Receptacle**

Wire Size: **2050 – 5180 CMA**

Mating Tab Width: **2.79 mm [.11 in]**

Features

Product Type Features

Terminates To	Wire & Cable
Wire Stop	Yes
Insertion Force	Low
Sealable	No

Electrical Characteristics

Voltage (Max)	300 V
---------------	-------

Body Features

Insulation Material	Nylon
---------------------	-------

Contact Features

Quick Disconnect Terminal Type	Receptacle
Mating Tab Width	2.79 mm [.11 in]
Mating Tab Thickness	.8 mm [.032 in]
Terminal Orientation	Straight
Contact Base Material	Brass
Terminal Plating Material	Pre-Tin
Crimp Type	Compression



Barrel Type	Closed
-------------	--------

Mechanical Attachment

Wire Insulation Support	With
-------------------------	------

Dimensions

Accepts Wire Insulation Diameter Range	4.32 mm[.17 in]
--	-----------------

Overall Length	20.36 mm[.8 in]
----------------	-----------------

Receptacle Terminal Stock Thickness	.41 mm[.016 in]
-------------------------------------	-----------------

Wire Size	2050 – 5180 CMA
-----------	-----------------

Usage Conditions

Insulation Option	Partially Insulated
-------------------	---------------------

Operating Temperature Range	105 °C[221 °F]
-----------------------------	----------------

Industry Standards

RU (UL Component Program)	Approved
---------------------------	----------

CSA Certified	Yes
---------------	-----

Packaging Features

Packaging Quantity	4000
--------------------	------

Packaging Method	Package
------------------	---------

Other

Barrel Color	Blue
--------------	------

Product Compliance

[For compliance documentation, visit the product page on TE.com>](#)

EU RoHS Directive 2011/65/EU	Compliant
------------------------------	-----------

EU ELV Directive 2000/53/EC	Compliant
-----------------------------	-----------

China RoHS 2 Directive MIIT Order No 32, 2016	No Restricted Materials Above Threshold
---	---

EU REACH Regulation (EC) No. 1907/2006	Current ECHA Candidate List: JUNE 2022 (224) Candidate List Declared Against: JUNE 2022 (224) Does not contain REACH SVHC
--	---

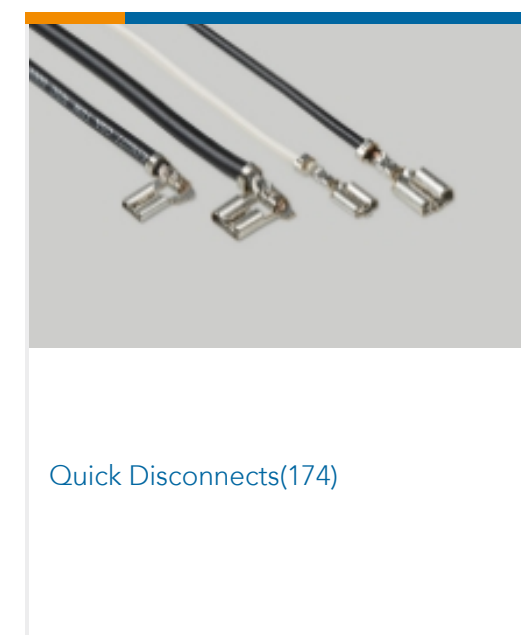
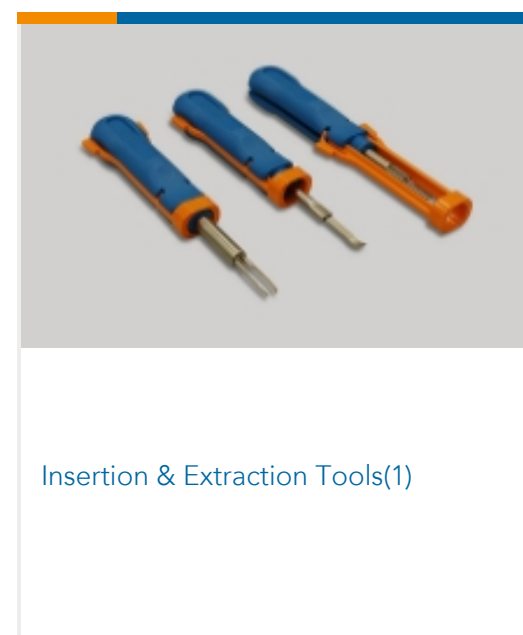
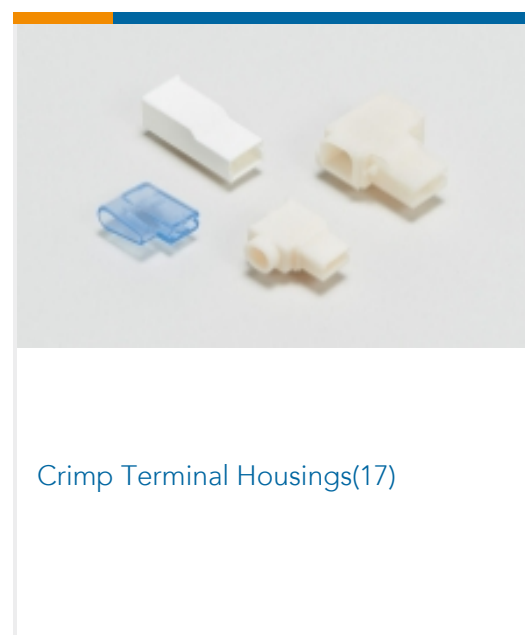
Halogen Content	Low Halogen - Br, Cl, F, I < 900 ppm per homogenous material. Also BFR/CFR/PVC Free
-----------------	---

Solder Process Capability	Not applicable for solder process capability
---------------------------	--

Product Compliance Disclaimer

This information is provided based on reasonable inquiry of our suppliers and represents our current actual knowledge based on the information they provided. This information is subject to change. The part numbers that TE has identified as EU RoHS compliant have a maximum concentration of 0.1% by weight in homogenous materials for lead, hexavalent chromium, mercury, PBB, PBDE, DBP, BBP, DEHP, DIBP, and 0.01% for cadmium, or qualify for an exemption to these limits as defined in the Annexes of Directive 2011/65/EU (RoHS2). Finished electrical and electronic equipment products will be CE marked as required by Directive 2011/65/EU. Components may not be CE marked. Additionally, the part numbers that TE has identified as EU ELV compliant have a maximum concentration of 0.1% by weight in homogenous materials for lead, hexavalent chromium, and mercury, and 0.01% for cadmium, or qualify for an exemption to these limits as defined in the Annexes of Directive 2000/53/EC (ELV). Regarding the REACH Regulation, the information TE provides on SVHC in articles for this part number is based on the latest European Chemicals Agency (ECHA) 'Guidance on requirements for substances in articles' posted at this URL: <https://echa.europa.eu/guidance-documents/guidance-on-reach>

Compatible Parts

Also in the Series | **FASTON 110**

Documents

Product Drawings

RECEPT,PIDG FASTON 16-14 110

English

CAD Files

Customer View Model

[ENG_CVM_640931-2_G.3d_igs.zip](#)

English

Customer View Model

[ENG_CVM_640931-2_G.3d_stp.zip](#)

English



Customer View Model

[ENG_CVM_640931-2_G.2d_dxf.zip](#)

English

[3D PDF](#)

English

[3D PDF](#)

3D

Customer View Model

[ENG_CVM_CVM_640931-2_F.2d_dxf.zip](#)

English

Customer View Model

[ENG_CVM_CVM_640931-2_F.3d_igs.zip](#)

English

Customer View Model

[ENG_CVM_CVM_640931-2_F.3d_stp.zip](#)

English

By downloading the CAD file I accept and agree to the [Terms and Conditions](#) of use.

Datasheets & Catalog Pages

[PIDG_FASTON](#)

English

[Ultra-Fast and Ultra Fast Plus](#)

English

[PIDG Terminals and Splices Quick Reference Guide](#)

English

[Standard Terminals & Splices](#)

English

Product Specifications

[Application Specification](#)

English

Product Environmental Compliance

[TE Material Declaration](#)

English

Agency Approvals

[UL Report](#)

English